

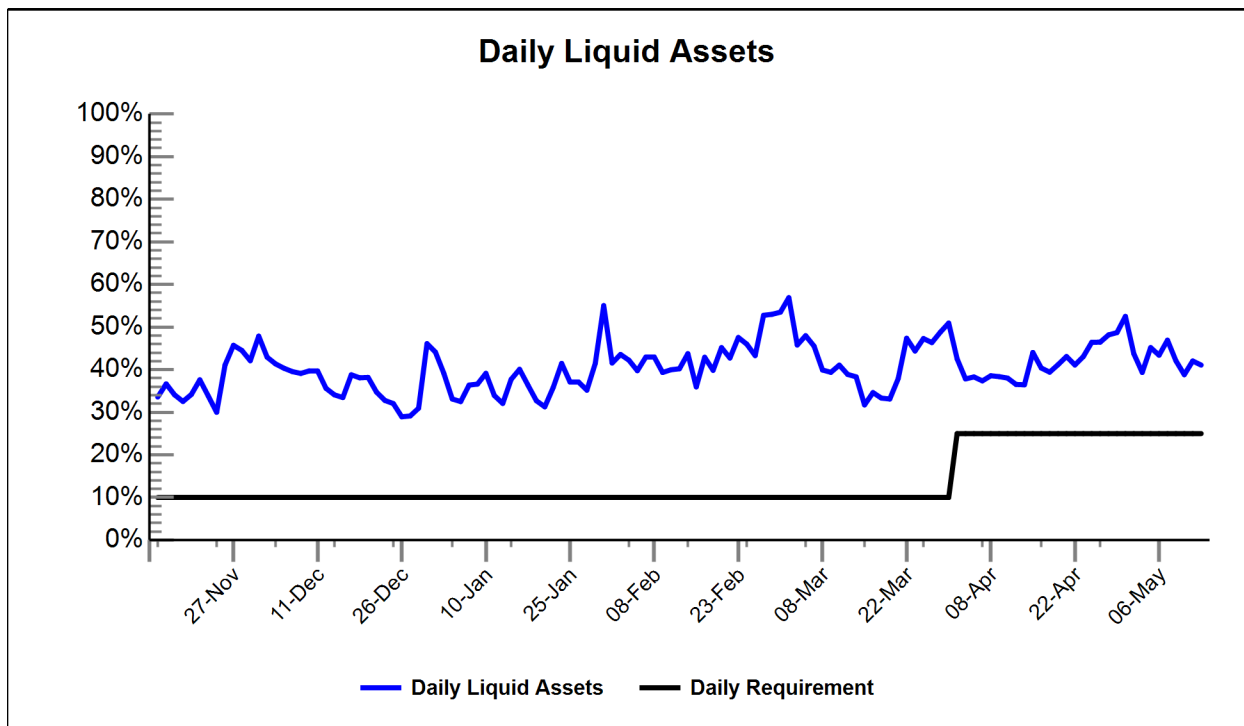
## MMR Charts

**Asof:** 05/13/2024  
**Fund Name:** VPIII MONEY MARKET FUND



This graph shows the amount of daily liquid assets in the Fund. Daily liquid assets include: cash, direct obligations of the U.S. Government, securities that will mature or are subject to a demand feature exercisable and payable within one business day, and receivables from sales of portfolio securities due within one business day. Taxable money market funds must maintain a minimum of 25% of total assets in daily liquid assets.

| Daily Liquid Assets | Date       | Daily Requirement |
|---------------------|------------|-------------------|
| 41.08%              | 05/13/2024 | 25%               |



Note: Effective April 2, 2024, the daily liquid assets requirement increased from 10% to 25%

Victory Funds are distributed by Victory Capital Services, Inc.

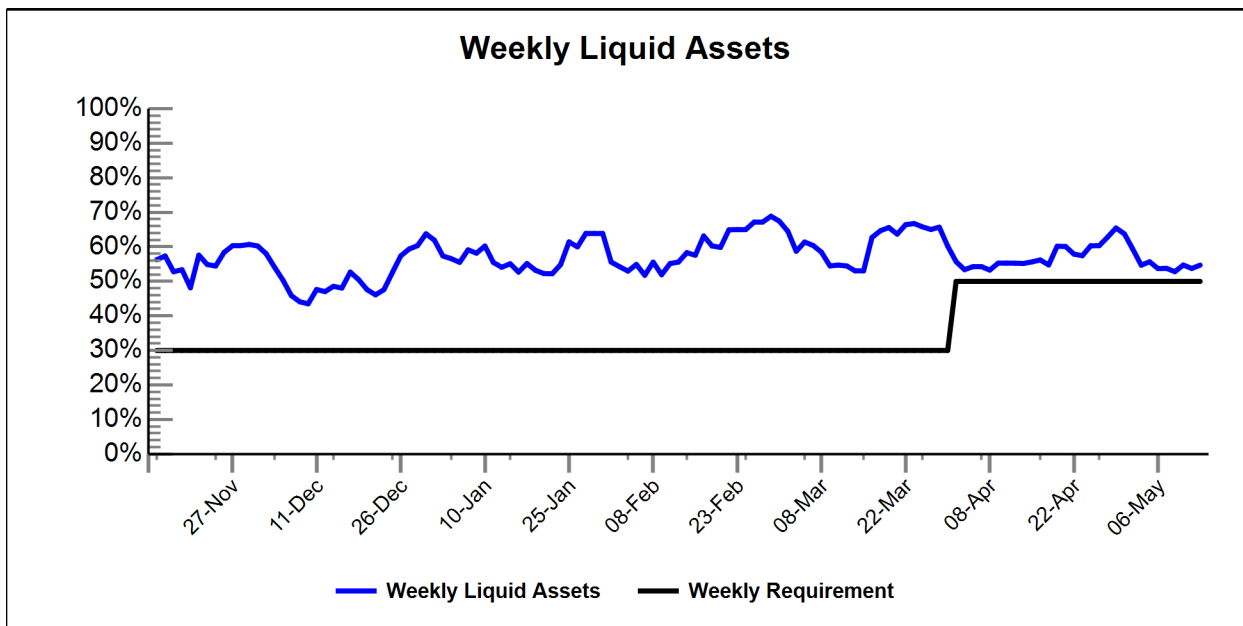
## MMR Charts



**Asof:** 05/13/2024  
**Fund Name:** VP88 MONEY MARKET FUND

This graph shows the amount of weekly liquid assets in the Fund. Weekly liquid assets include: cash, direct obligations of the U.S. Government, certain U.S. Government securities issued at a discount with a remaining maturity of 60 days or less, securities that will mature or are subject to a demand feature that is exercisable and payable within five business days, and receivables from sales of portfolio securities due within five business days. Money market funds must maintain a minimum of 50% of total assets in weekly liquid assets.

| Weekly Liquid Assets | Date       | Weekly Requirement |
|----------------------|------------|--------------------|
| 54.72%               | 05/13/2024 | 50%                |



Note: Effective April 2, 2024, the weekly liquid assets requirement increased from 30% to 50%

Victory Funds are distributed by Victory Capital Services, Inc.

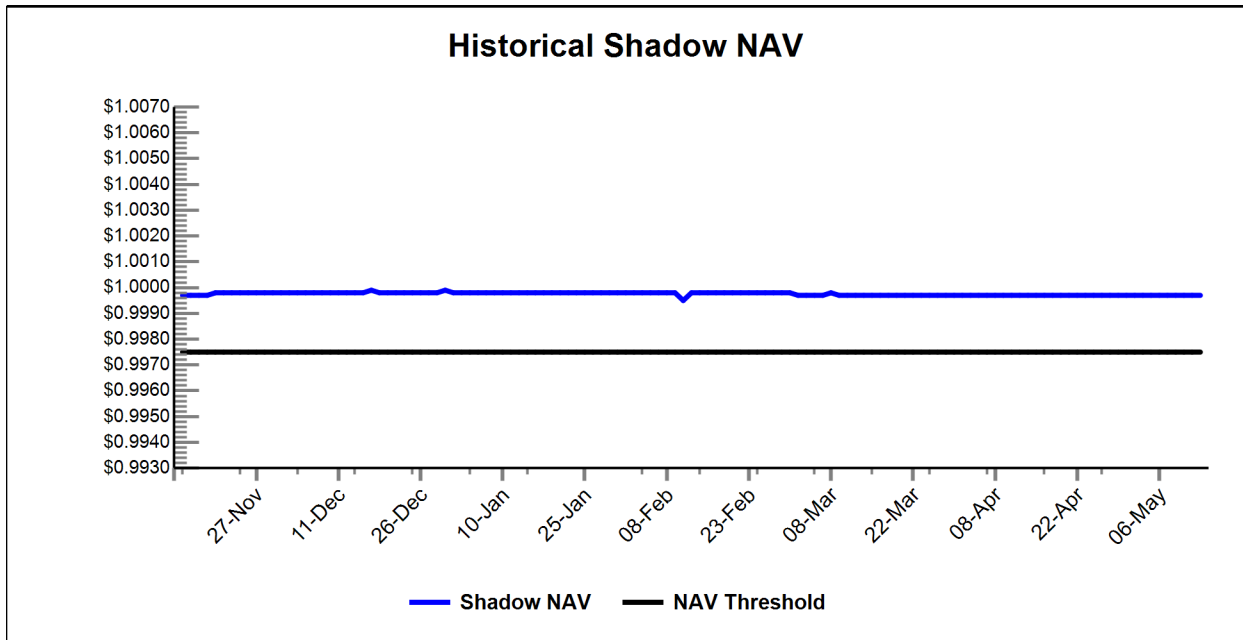
## MMR Charts

**Asof:** 05/13/2024  
**Fund Name:** VPIII MONEY MARKET FUND



This graph shows the "shadow net asset value (NAV)" of the Fund. Money market funds are allowed to maintain a fixed \$ 1.00 per share price using the amortized cost method of valuation and penny-rounding method of pricing so long as the fund calculates daily the shadow NAV using the market price of the securities and maintains a shadow NAV of between \$0.995 and \$1.005. SEC Form N-CR must be filled if the shadow NAV falls below \$0.9975.

| Shadow NAV | Date       | NAV Threshold |
|------------|------------|---------------|
| \$0.9997   | 05/13/2024 | \$0.9975      |



Victory Funds are distributed by Victory Capital Services, Inc.

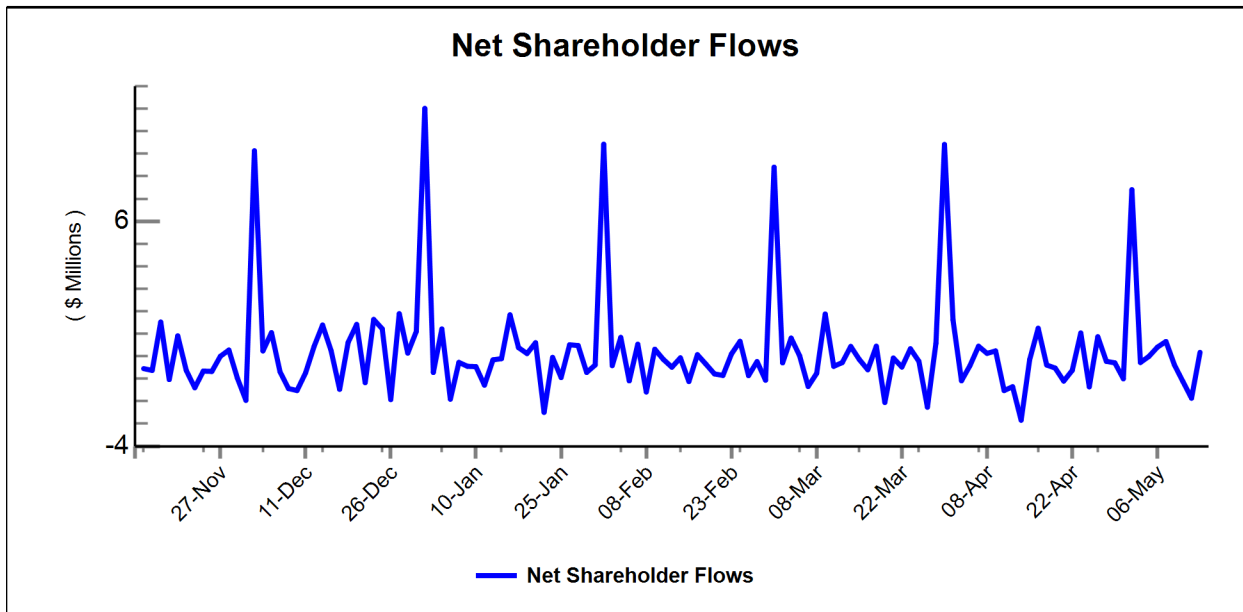
## MMR Charts

**Asof:** 05/13/2024  
**Fund Name:** VP88 MONEY MARKET FUND



This graph shows the net shareholder flows of the Fund. Net shareholder flows are generally the sum of the inflows and outflows of a money market fund's shares for a given business day.

| Net Shareholder Flows | Date       |
|-----------------------|------------|
| \$172,204.76          | 05/13/2024 |



Victory Funds are distributed by Victory Capital Services, Inc.